

LF receiver antenna

CAS13D31



Outline

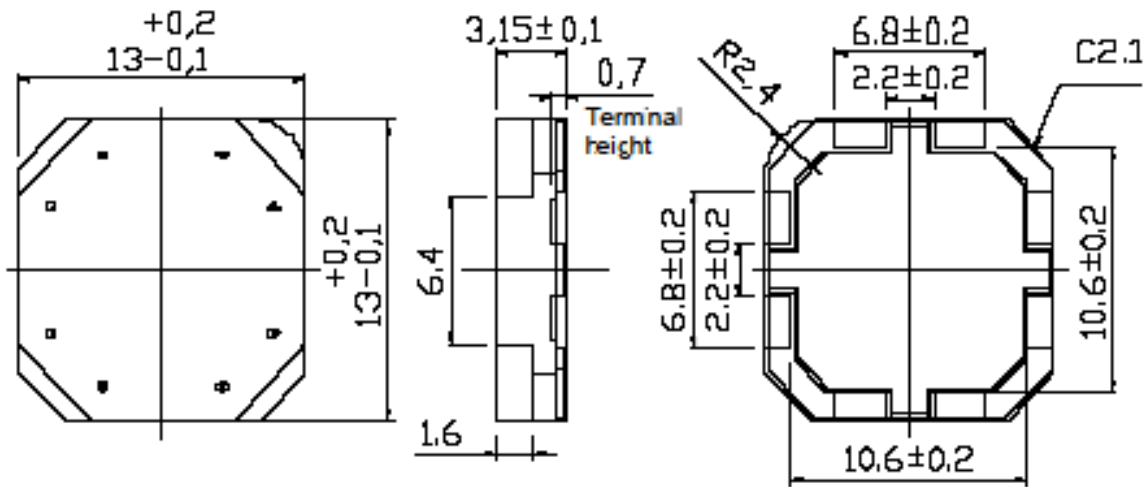
- Compact LF receiver antenna (3D).
- Covered by over-molding.
- High sensitivity and reliability.
- L × W × H: 13.2 × 13.2 × 3.25 mm Max.
- Product weight: 1.3g (ref.)
- Operating temperature range: -40°C~ +85°C
- Storage temperature range: -40°C~ +85°C
- RoHS compliance



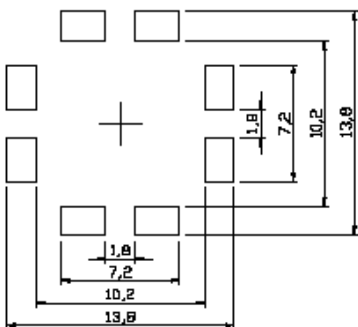
Application

- PEPS, Smart key system. Security system..

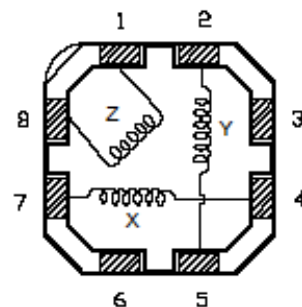
Dimensions (Unit : mm)



Suggest PCB layout (mm)



Schematic diagram (Bottom view)



Note: This specification is subject to change without notice. Please contact your nearest sales office for updated information when placing an order.

LF receiver antenna

CAS13D31



Electric characteristic

Part number	Item	4-7 (X-axis)	2-5 (Y-axis)	1-8 (Z-axis)
CAS13D31-232	Inductance	2.36 mH±4%	2.36 mH±4%	3.4 mH±4%
	Unloaded Q	Min.35	Min.35	Min.30
	S.R.F	2MHz Min.	2MHz Min.	700kHz Min.
CAS13D31-472	Inductance	4.7mH±4%	4.7mH±4%	7.2mH±4%
	Unloaded Q	Min.35	Min.35	Min.30
	S.R.F	1.5MHz Min.	1.5MHz Min.	500kHz Min.
CAS13D31-722	Inductance	7.2mH±4%	7.2mH±4%	10.6mH±4%
	Unloaded Q	Min.35	Min.35	Min.30
	S.R.F	1MHz Min.	1MHz Min.	400kHz Min.

* Measuring conditions : Inductance and Q at 125kHz,1V